

t:slim X2

Insulin Pump



the
choice
is easy



FOR USE IN
CANADA ONLY



Tandem Diabetes Care is dedicated to making the lives of people with diabetes better and better, through relentless innovation and revolutionary customer service.

That's why we offer an insulin pump flexible enough to meet a broad variety of needs and lifestyles, designed to be easily used with or without advanced features.

Easy to use.
Easy to love.

Approved for use in individuals six years of age and up, the t:slim X2™ insulin pump can be used as a stand-alone pump, or you can integrate it with the Dexcom G6 continuous glucose monitoring (CGM) system. When used with CGM, you can choose one of two predictive insulin delivery technologies:

t:slim X2 Insulin Pump WITH **Control-IQ** TECHNOLOGY

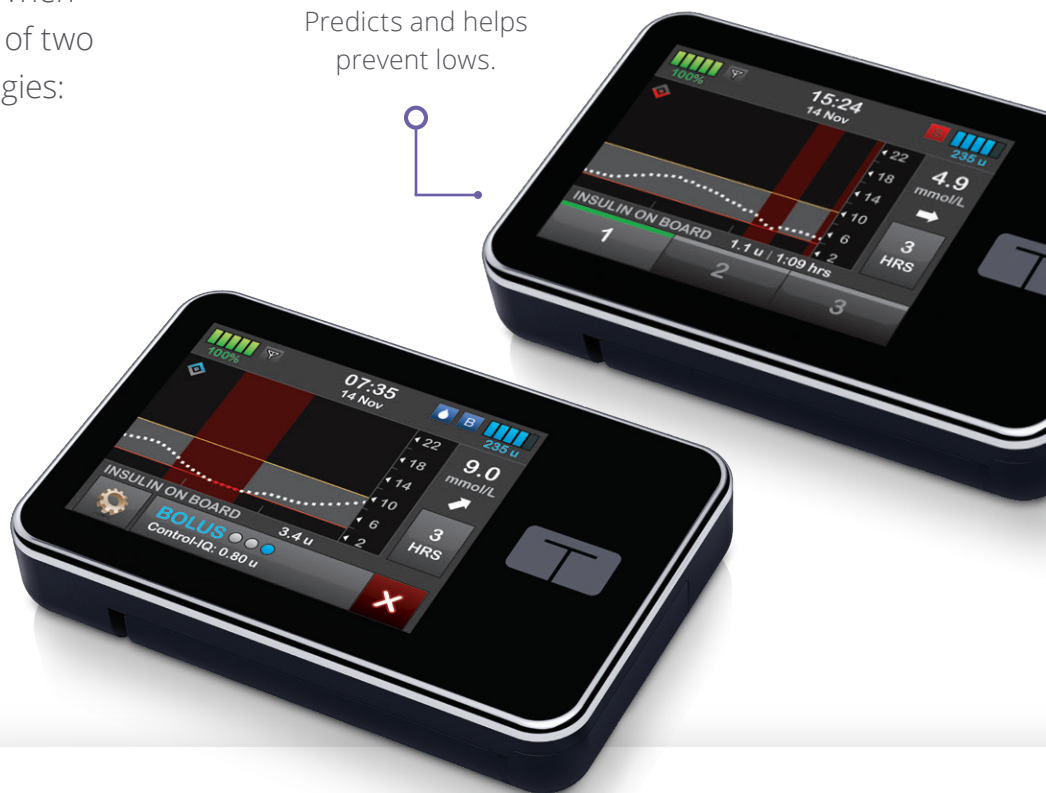
Predicts and helps prevent highs and lows, to help increase time in range.*



* As measured by CGM.

t:slim X2 Insulin Pump WITH **Basal-IQ** TECHNOLOGY

Predicts and helps prevent lows.





Eviola
diagnosed 2012

The pump that gets updated, not outdated

Because diabetes technology evolves at a rapid pace, you need to be able to update the software on your insulin pump at your convenience. Our remote software updates provide eligible t:slim X2 insulin pump users access to future features and predictive technologies without having to purchase new device hardware.†

Other powerful features

The t:slim X2 pump has a sleek design matched with a host of features that you would expect in a modern device:



Durable housing

Light, ultra-strong aluminum case and shatter-resistant glass. Plus, the pump is watertight.‡



Rechargeable battery

No more disposable batteries. Charge the battery using a convenient micro-USB port.



Large colour touchscreen

Easy to read, simple to learn, and intuitive to use.



Small size

Up to 38% smaller than other insulin pumps,⁵ while holding up to 300 units of insulin.



7.95 cm

1.52 cm

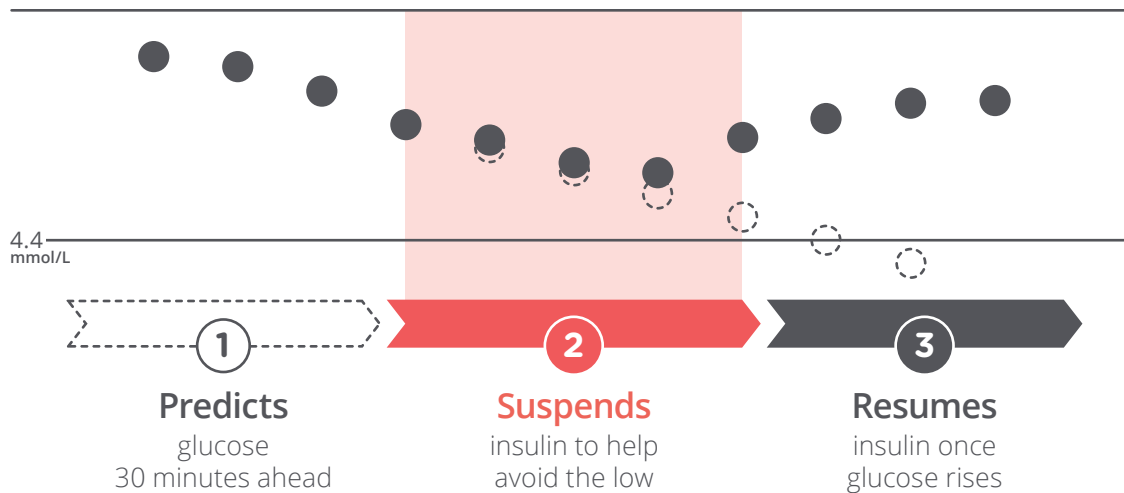
5.08 cm

Basal-IQ technology

ON THE T:SLIM X2 INSULIN PUMP

The Basal-IQ™ feature uses Dexcom G6 CGM values to help reduce the frequency and duration of low-glucose events by predicting glucose levels 30 minutes ahead and suspending insulin if they are expected to drop below 4.4 mmol/L. Insulin delivery resumes as soon as sensor glucose values begin to rise.

Reagan
diagnosed 2012





CLINICAL STUDY RESULTS



Relative reduction in sensor time below 3.9 mmol/L when study participants used Basal-IQ technology.¹



Percent of study participants who said the Basal-IQ feature on the t:slim X2 insulin pump was easy to use.¹

Control-IQ technology

ON THE T:SLIM X2 INSULIN PUMP

Trying to keep your blood sugar in range can be stressful. Our Control-IQ™ advanced hybrid closed-loop technology makes it easier by using Dexcom G6 CGM values to predict glucose levels 30 minutes ahead and automatically adjusting insulin to help increase time in range.^{2*}

* As measured by CGM. ^ Users must still bolus for meals and actively manage their diabetes. For more information on automatic correction boluses, see back cover.



PREDICTIVE TECHNOLOGY
Designed to help prevent highs and lows, to help increase time in range (3.9–10 mmol/L).*

AUTOMATIC CORRECTION BOLUS^
Up to one per hour for added protection.

ACTIVITY SETTINGS
Dedicated Sleep (🛌) and Exercise (🏃) Activity settings for more targeted control.

Christopher
diagnosed 2008



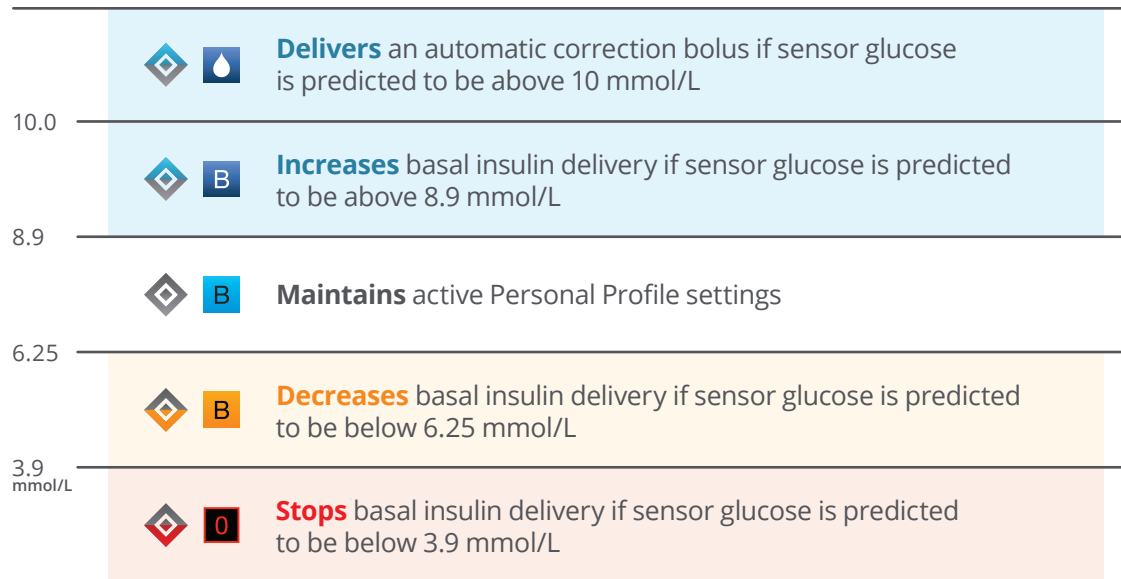
Ann Jeanette
diagnosed 2013



How it works

Control-IQ technology predicts glucose values 30 minutes ahead, based on Dexcom G6 CGM readings, and can decrease or stop basal insulin delivery to help prevent lows, or increase basal insulin delivery to help avoid highs.

Peter
diagnosed 2001





CLINICAL STUDY RESULTS



Average additional time in range per day for study participants who used Control-IQ technology.²



Percent of study participants who used Control-IQ technology and said it was easy to use.³

Zero fingersticks with Dexcom G6 CGM**

With Dexcom G6 CGM integration, Control-IQ technology on the t:slim X2 insulin pump requires zero fingersticks for calibration or mealtime dosing.**



10-day sensor wear

Three days longer than any other integrated CGM system.



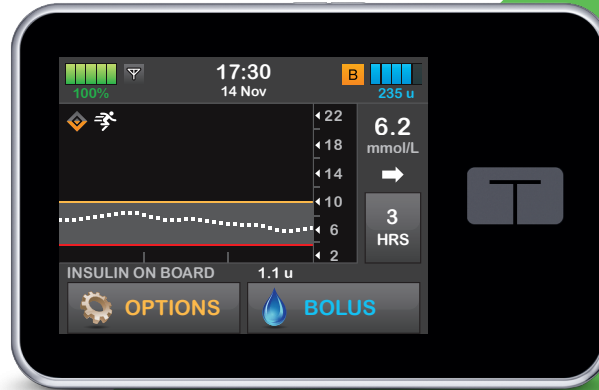
Simple auto-applicator

An easy-to-use sensor applicator with one button insertion.

** If your glucose alerts and readings from the Dexcom G6 do not match symptoms or expectations, use a blood glucose meter to make diabetes treatment decisions.



Stacy
diagnosed 2006



How does CGM work?

CGM provides real-time glucose readings every five minutes throughout the day and night, notifying you of highs and lows.



TRANSMITTER

Glucose data is sent via *Bluetooth*[®] technology to your t:slim X2 pump^{††} and compatible smart device.^{**}

SMALL SENSOR

A discreet, water-resistant^{§§} sensor located just underneath your skin measures your glucose levels.



DATA SHARING

CGM data can also be sent to a smart device for sharing with friends, family, and caregivers.^{^^}

How insulin pumps work

Like a healthy pancreas, insulin pumps deliver only one type of insulin. Using your personal settings, the insulin is delivered both continuously (basal) and in larger doses for meals (bolus).

TOUCHSCREEN

Insulin delivery is personalized using a simple touchscreen.



INFUSION SITE

The tubing is attached to an adhesive patch, which holds a short, fine tube (cannula) under the skin. This infusion site is changed every two to three days.



TUBING

The insulin flows through thin, flexible tubing, available in a variety of lengths.





Mide
diagnosed 2012



Simple bolus dosing

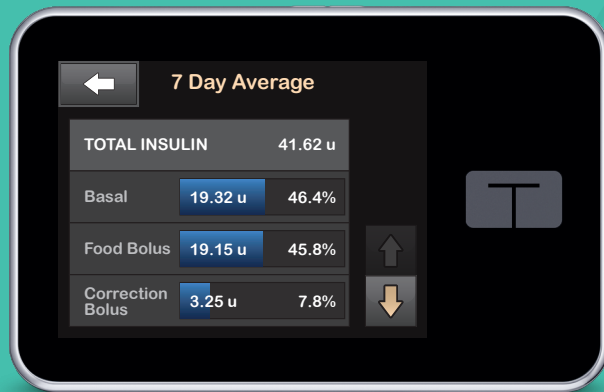
The t:slim X2 pump allows you to deliver your mealtime insulin, also called a bolus, using an integrated bolus calculator with carb-adding capabilities.

Simple basal dosing

You can personalize your t:slim X2 insulin pump to deliver a steady amount of insulin (basal delivery) to meet your changing needs throughout the day and night.

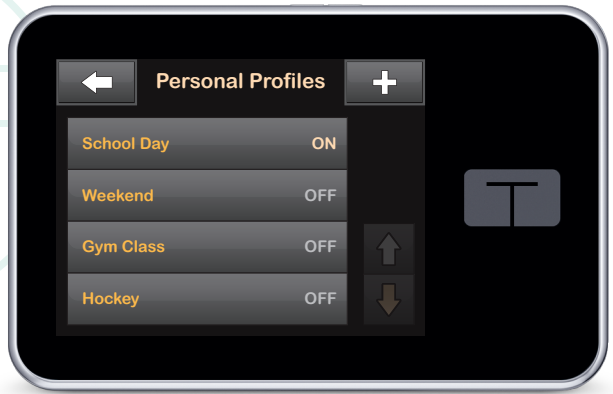
Easy to analyze

The t:slim X2 pump's on-screen history makes it simple to manage and track your diabetes. Easily view your complete insulin delivery history, blood glucose entries and past alerts or alarms.



Isaiah
diagnosed 2010





Easy to personalize

You can create up to six different Personal Profiles, and within each profile, you have up to 16 different time segments that allow you to input individual basal rates, insulin-to-carb ratios, correction factors, and target blood glucose.

Become part of the Tandem family



Customer support

Assistance from customer service is available 24 hours a day, 365 days a year.



Diabetes is all we do

At Tandem Diabetes Care, we are dedicated to making the lives of people with diabetes better and better, through relentless innovation and revolutionary customer experience.



Listen. Learn. Innovate.

We believe that by listening to people living with diabetes and their healthcare providers, we are better able to design, develop, and deliver products that will help improve their lives.





Esme
diagnosed 2015





User preferred

We conducted thousands of interviews with people living with diabetes to help us deliver a pump at the highest possible quality. Since early 2013, the features of pumps in the t:slim™ product family have consistently been highly rated by users.⁴

Compare your pump options


Find the best fit for your lifestyle and diabetes management needs.

	 t:slim X2 pump with Control-IQ Technology	 t:slim X2 pump with Basal-IQ Technology
Sleep and Exercise Activity settings	●	
Predicts and helps prevent highs	●	
Predicts and helps prevent lows	●	●
Compatibility with Dexcom G6 CGM	●	●
Remote software updates†	●	●
Colour touchscreen	●	●
Ultra-strong, watertight aluminum enclosure‡	●	●
Rechargeable battery	●	●
Programmable high and low alerts	●	●
Six unique Personal Profiles	●	●

NOTE: t:slim X2 insulin pumps purchased with Basal-IQ technology can be updated to Control-IQ technology using the Tandem Device Updater. t:slim X2 pumps purchased with (or updated to) Control-IQ technology cannot revert to Basal-IQ technology.



David
diagnosed 1972



Download a virtual demo

The t:simulator™ app lets you test drive the easy-to-use touchscreen interface of the t:slim X2 pump using your mobile device.



It's easy to
get started

To begin the process, simply visit:
tandemdiabetes.com/getstarted

Responsible use of Basal-IQ and Control-IQ technologies

Basal-IQ Technology is not a substitute for active diabetes management and does not prevent hypoglycemia in all scenarios. Basal-IQ technology does not predict hyperglycemia. Basal-IQ technology will not be able to predict glucose levels and suspend insulin delivery if your CGM is not working properly or is unable to communicate with your pump. Always pay attention to your symptoms and blood glucose levels and treat according to your healthcare provider's recommendations.

Control-IQ Technology does not prevent all high and low blood glucose events, and is not a substitute for meal boluses and active self-management of your diabetes. Control-IQ technology will not be able to predict sensor glucose values and adjust insulin dosing if your CGM is not working properly or is unable to communicate with your pump. Always pay attention to your symptoms and blood glucose levels and treat accordingly. Please visit tandemdiabetes.com/tslimX2-use for more information.

Technical specification highlights

PHYSICAL CHARACTERISTICS

Weight	3.95 ounces (with full 300-unit cartridge)
Insulin	≤300 units for use with U-100 Humalog or NovoRapid

SAFETY FEATURES

Alarms	Adjustable volume, visual, vibratory
Alerts/Reminders	High BG (blood glucose), Low BG, After Bolus BG, Missed Meal Bolus, Infusion Set Change

INSULIN DELIVERY

Personal Profiles	Six customizable profiles
Timed Settings	16 timed settings per Personal Profile
Adjustable Settings	Basal Rate, Correction Factor, Carb Ratio, Target BG
Insulin Duration***	Two to eight hours in one-minute increments
Bolus Calculator	Integrated calculator with numeric keypad
Bolus Increments	0.01 units (at volumes greater than 0.05 units)
Correction Factor	1:1 to 1:33.3 mmol/L (0.1 mmol/L increments)
Insulin-to-Carb Ratio	1:1 to 1:300 grams (0.1 increments below 10 grams)
Maximum Bolus Size	25 units (with an option for an additional 25 units)
Basal Rate Increments	0.001 units at programmed rates >0.1 units/hour
Basal Rate	0.1 - 15 units/hour
Temporary Basal Rate***	15 minutes to 72 hours (range 0 – 250%)

* As measured by CGM. † Additional feature updates are not currently available for the t:slim X2 insulin pump with Control-IQ technology and are subject to Health Canada approvals. Additional training may be required to access certain future software updates. Software updates are only available to customers who are in warranty at the time they update their pump. Charges may apply. Future updates for all or some of Tandem's products may not be developed and may not be offered everywhere. Tandem may discontinue select software and features over time at its discretion. ‡ Tested to 3 feet for 30 minutes (IPX7 rating). § 38% smaller than MiniMed 630G and 670G and at least 28% smaller than MiniMed 530G, Animas Vibe, and Omnipod System. Data on file, Tandem Diabetes Care. ^ If glucose values are predicted to be above 10.0 mmol/L, Control-IQ technology calculates a correction bolus using the Personal Profile settings and a target of 6.1 mmol/L and delivers 60% of that value. An Automatic Correction Bolus will not occur within 60 minutes of a bolus that has been delivered or cancelled. ** If glucose alerts and Dexcom G6 CGM readings do not match symptoms or expectations, use a blood glucose meter to make diabetes treatment decisions. †† Transmitter can only be paired with one medical device (either a Dexcom receiver or t:slim X2 pump) and one consumer device (phone or tablet) at the same time. ††† Internet connectivity required for data sharing. To view a list of compatible devices, visit dexcom.com/compatibility. §§ The Dexcom G6 sensor and transmitter are water-resistant and may be submerged under eight feet of water for up to 24 hours without failure when properly installed. ^^ Following your shared data requires the Dexcom Follow app. Internet connectivity required for data sharing. Followers should always confirm readings on the Dexcom G6 app or receiver (t:slim X2 pump) before making treatment decisions. *** Insulin duration defaults to 5 hours when Control-IQ technology is turned on. ††† Temporary basal rates are not available when Control-IQ technology is turned on.

References: 1. Forlenza GP, Li Z, Buckingham BA, Pinsker JE, et al. Predictive low-glucose suspend reduces hypoglycemia in adults, adolescents, and children with type 1 diabetes in an at-home randomized crossover study: Results of the PROLOG trial. *Diabetes Care*. 2019;41(10):2155-2161. 2. Brown SA, Kovatchev BP, Raghinaru D, et al. Six-month randomized, multicenter trial of closed-loop control in type 1 diabetes. *N Engl J Med*. 2019;381(18):1707-1717. 3. Brown, S. Clinical acceptance of the artificial pancreas: Glycemia outcomes from a 6-month multicenter RCT. 2019 ADA 79th Scientific Sessions, San Francisco, CA. 4. dQ&A USA Diabetes Connection Surveys, 2013-2019.

Important Safety Information

The pump and each System below is indicated for use in individuals six years of age and greater. The pump and each System is intended for single user use. The pump and each System is indicated for use with NovoRapid or Humalog U-100 insulin.

The t:slim X2 insulin pump with Basal-IQ technology (the Basal-IQ System) consists of the t:slim X2 insulin pump, which contains Basal-IQ technology, and a compatible continuous glucose monitor (CGM, sold separately). The t:slim X2 insulin pump is intended for the subcutaneous delivery of insulin, at set and variable rates, for the management of diabetes mellitus in people requiring insulin. The t:slim X2 insulin pump can be

used solely for continuous insulin delivery and as part of the Basal-IQ System. When used with a compatible CGM, the t:slim X2 insulin pump with Basal-IQ technology can be used to suspend insulin delivery based on CGM sensor readings.

The t:slim X2 insulin pump with Control-IQ technology (the Control-IQ System) consists of the t:slim X2 insulin pump, which contains Control-IQ technology, and a compatible continuous glucose monitor (CGM, sold separately). The t:slim X2 insulin pump is intended for the subcutaneous delivery of insulin, at set and variable rates, for the management of diabetes mellitus in people requiring insulin. The t:slim X2 insulin pump can be used solely for continuous insulin delivery and as part of the Control-IQ System. When used with a compatible CGM, the t:slim X2 insulin pump with Control-IQ technology can be used to automatically increase, decrease, and suspend delivery of basal insulin based on CGM sensor readings and predicted glucose values. The t:slim X2 insulin pump with Control-IQ technology can also deliver correction boluses when the glucose value is predicted to exceed a predefined threshold. The t:slim X2 insulin pump with Control-IQ technology is intended for the management of Type 1 diabetes. Do not use the t:slim X2 insulin pump with Control-IQ technology if using hydroxyurea.

Contraindications and Warnings

WARNING:

Control-IQ technology should not be used by anyone under the age of six years old. It should also not be used in users who require less than 10 units of insulin per day or who weigh less than 25 kilograms.

Neither System is indicated for use in pregnant women, people on dialysis, or critically ill users. Users of the pump and either System must be willing and able to use the insulin pump, CGM, and all other system components in accordance with their respective instructions for use; test blood glucose levels as recommended by their healthcare provider; demonstrate adequate carb-counting skills; maintain sufficient diabetes self-care skills; see healthcare provider(s) regularly; and have adequate vision and/or hearing to recognize all functions of the pump, including alerts. The t:slim X2 pump and the CGM transmitter and sensor must be removed before MRI, CT, or diathermy treatment. Visit tandemdiabetes.com/safetyinfo for additional important safety information.

© 2021 Tandem Diabetes Care, Inc. All rights reserved. Tandem Diabetes Care, Basal-IQ, Control-IQ, t:simulator, t:slim, and t:slim X2 are either registered trademarks or trademarks of Tandem Diabetes Care, Inc. in the United States and/or other countries. The Bluetooth wordmark and logos are registered trademarks owned by Bluetooth SIG, Inc. and any use of such marks by Tandem Diabetes Care is under license. Apple and Apple logo are trademarks of Apple Inc., registered in the U.S. and other countries. App Store is a service mark of Apple Inc. Google Play and the Google Play logo are trademarks of Google LLC. Dexcom, Dexcom G6, and Dexcom Follow are registered trademarks of Dexcom, Inc. in the United States and other countries. All other third-party marks are the property of their respective owners. ML-1007630_A



TANDEM
DIABETES CARE

(833) 509-3598
tandemdiabetes.ca

FOR USE IN
CANADA ONLY



t:simulator App
A free virtual pump demo

