

Stop and Resume Insulin Delivery

for the t:slim X2 Insulin Pump

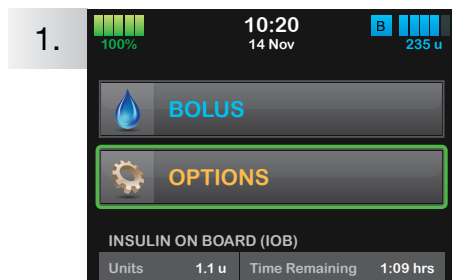


UNITS OF MEASURE MMOL/L

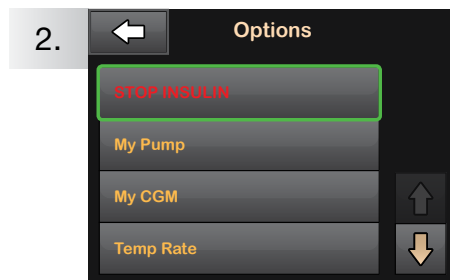
The instructions below are provided as a reference tool for caregivers who are already familiar with the use of an insulin pump and with insulin therapy in general. Not all screens are shown. For more detailed information on the operation of your Tandem insulin pump, please refer to its user guide.



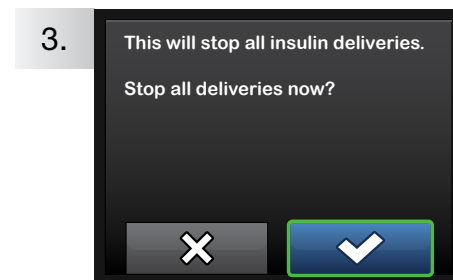
Stop Insulin Delivery



Tap **OPTIONS**.



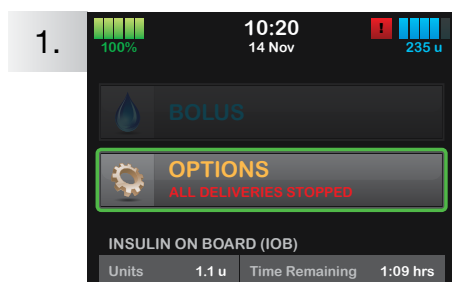
Tap **STOP INSULIN**.



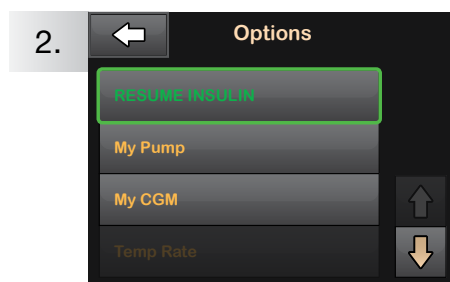
Tap .



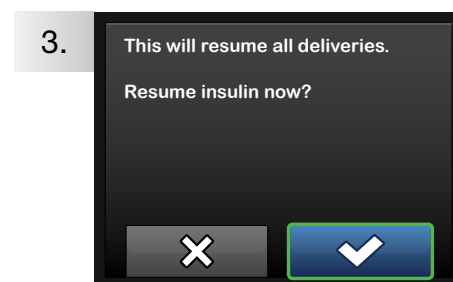
Resume Insulin Delivery



Tap **OPTIONS**.



Tap **RESUME INSULIN**.



Confirm by tapping .

NOTE: If the timer of a temp rate is still active when insulin is resumed, the temp rate will continue. If any bolus is being delivered before you stop insulin, the remaining insulin to be delivered will be canceled.



TANDEM
DIABETES CARE

(833) 509-3598
tandemdiabetes.ca



t:simulator App

A demo as simple as our pumps!



FOR USE IN
CANADA ONLY

