

# Basal-IQ Technology

for the t:slim X2 Insulin Pump



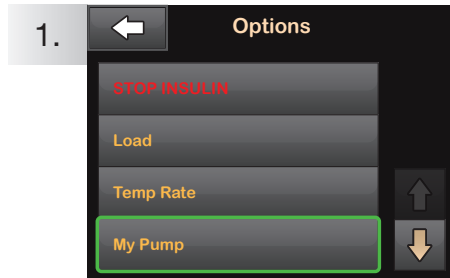
QUICK  
REFERENCE

UNITS OF MEASURE MMOL/L

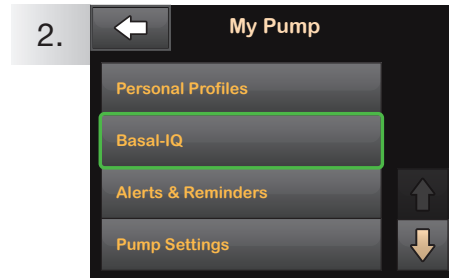
The instructions below are provided as a reference tool for caregivers who are already familiar with the use of an insulin pump and with insulin therapy in general. Not all screens are shown. For more detailed information on the operation of the Tandem insulin pump, please refer to its user guide.



## To turn the Basal-IQ™ feature ON or OFF:



From the Options menu, tap My Pump.



Tap Basal-IQ.



Tap the toggle next to Basal-IQ to turn the feature ON or OFF. To save the setting, tap .

**NOTE:** No alerts or alarms are required to use Basal-IQ technology. On the Basal-IQ screen, users can choose whether or not to receive alerts when insulin is suspended or resumed based on personal preferences. Alerts remain off unless manually turned on.

**WARNING:** Basal-IQ technology can only suspend insulin delivery when the CGM is in range. If users go out of range during insulin suspension, insulin will resume at the current profile rate. The CGM Out of Range Alert is defaulted to ON and we recommend not turning this setting off when using Basal-IQ technology.



## Once Basal-IQ technology is ON, monitor activity from the Home Screen:

A gray diamond icon indicates the Basal-IQ feature is turned on. When insulin is suspended, the bottom half of the diamond will turn red.

A red icon with the letter “S” indicates that all insulin delivery is suspended.



Red bars on the CGM graph indicate when insulin delivery has been suspended.

**NOTE:** A CGM session must be currently running in order to use Basal-IQ technology.



**TANDEM™**  
DIABETES CARE

(833) 509-3598  
tandemdiabetes.ca

t:simulator™ App  
A free virtual pump demo



FOR USE IN  
CANADA ONLY



**Important Safety Information:** Caution: Federal (USA) law restricts the t:slim X2 insulin pump and the t:slim X2 insulin pump with Basal-IQ technology to sale by or on the order of a physician. The t:slim X2 insulin pump with Basal-IQ technology (the System) consists of the t:slim X2 insulin pump, which contains Basal-IQ technology, and a compatible integrated continuous glucose monitor (iCGM, sold separately). The t:slim X2 insulin pump is intended for the subcutaneous delivery of insulin, at set and variable rates, for the management of diabetes mellitus in people requiring insulin. The t:slim X2 insulin pump can be used solely for continuous insulin delivery and as part of the System. When used with a compatible iCGM, the t:slim X2 insulin pump with Basal-IQ technology can be used to suspend insulin delivery based on CGM sensor readings. The pump and the System are indicated for use in individuals 6 years of age and greater. The pump and the System are intended for single patient use. The pump and the System are indicated for use with NovoLog/NovoRapid or Humalog U-100 insulin. The System is not indicated for use in pregnant women, people on dialysis, or critically ill patients. Users of the pump and the System must be willing and able to use the insulin pump, CGM, and all other system components in accordance with their respective instructions for use; test blood glucose levels as recommended by their healthcare provider; demonstrate adequate carb-counting skills; maintain sufficient diabetes self-care skills; see healthcare provider(s) regularly; and have adequate vision and/or hearing to recognize all functions of the pump, including alerts. The t:slim X2 pump, transmitter, and sensor must be removed before MRI, CT, or diathermy treatment. For additional important safety information, visit [tandemdiabetes.com/safetyinfo](http://tandemdiabetes.com/safetyinfo).

© 2020 Tandem Diabetes Care, Inc. All rights reserved. Tandem Diabetes Care and Basal-IQ are trademarks of Tandem Diabetes Care, Inc., registered in the U.S. and other countries and t:slim X2 is a trademark of Tandem Diabetes Care, Inc. Dexcom and Dexcom G6 are registered trademarks of Dexcom, Inc. in the United States and/or other countries. All other third-party marks are the property of their respective owners. ML-1005544\_A

# Basal-IQ Technology

for the t:slim X2 Insulin Pump

The instructions below are provided as a reference tool for caregivers who are already familiar with the use of an insulin pump and with insulin therapy in general. Not all screens are shown. For more detailed information on the operation of the Tandem insulin pump, please refer to its user guide.



## To connect the CGM transmitter and pump:

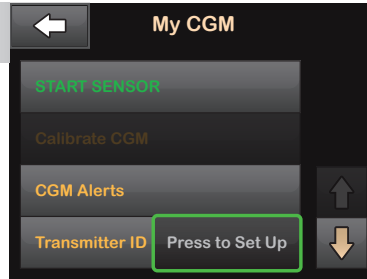
EVERY 3 MONTHS

1.



Locate the ID on the bottom of the transmitter before attaching it to a sensor.

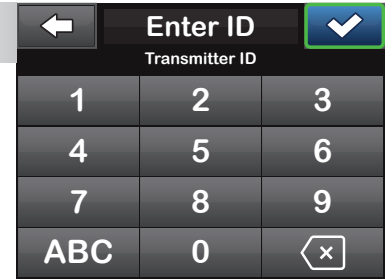
2.



In the Options menu, tap the **Down Arrow**, then: **My CGM > Transmitter ID**.

Tap **Press to Set Up**.

3.



Enter transmitter ID and tap .

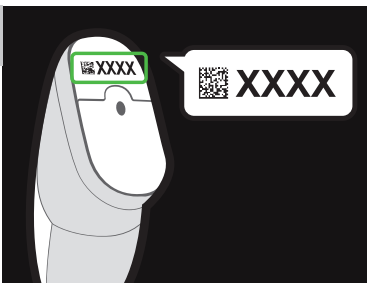
Users will be prompted to enter the ID again to verify accuracy, after which the transmitter will be connected.



## To start a new sensor session:

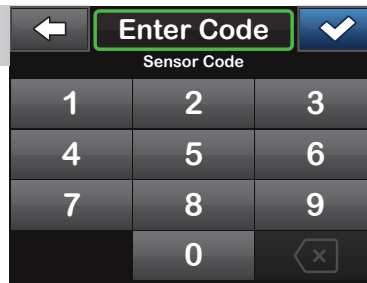
EVERY 10 DAYS

1.



Locate the sensor code on the adhesive strip found on the bottom of the applicator.

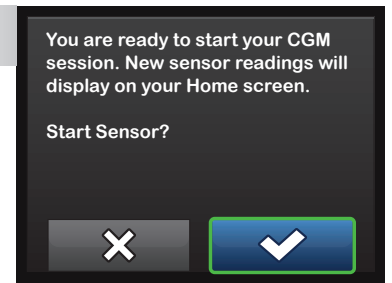
2.



In the Options menu, tap the **Down Arrow**, then: **My CGM > START SENSOR > CODE** and enter sensor code.

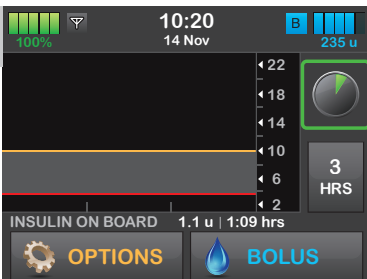
If the user intends to calibrate the sensor using a blood glucose meter, tap **My CGM > START SENSOR > SKIP**.

3.



Tap to confirm the start of a new CGM sensor session.

4.



A screen will appear to indicate the two-hour startup process has begun. During this time, users will not receive sensor data or be able to use Basal-IQ technology.

**NOTE:** The countdown symbol fills in over time to show how much time is left before the system is ready to display current CGM reading.

**If a sensor code is not entered prior to starting a sensor session**, the t:slim X2™ insulin pump will prompt users to calibrate using a blood glucose meter at regular intervals. By entering a Sensor Code, users will not be prompted to calibrate the sensor.

**If glucose alerts and readings do not match symptoms or expectations**, use a blood glucose meter to make diabetes treatment decisions.