

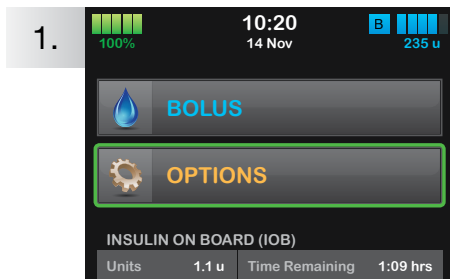
Personal Profiles

for the t:slim X2 Insulin Pump

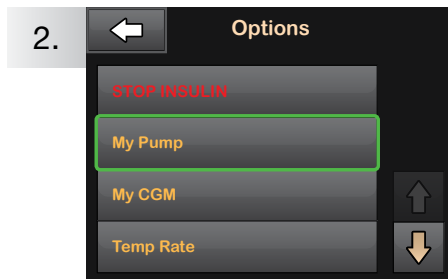


UNITS OF MEASURE MMOL/L

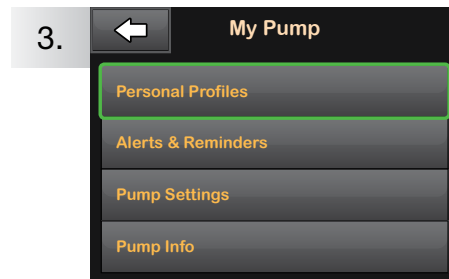
The instructions below are provided as a reference tool for caregivers who are already familiar with the use of an insulin pump and with insulin therapy in general. Not all screens are shown. For more detailed information on the operation of your Tandem insulin pump, please refer to its user guide.



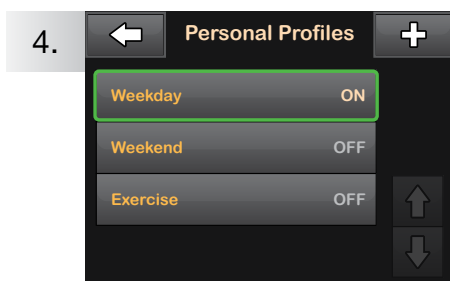
1. Tap **OPTIONS**.



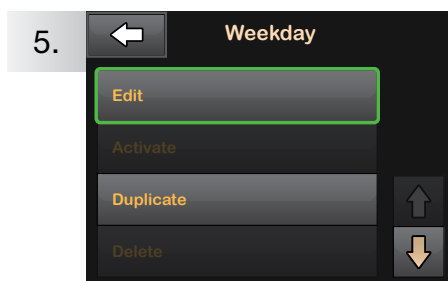
2. Tap **My Pump**.



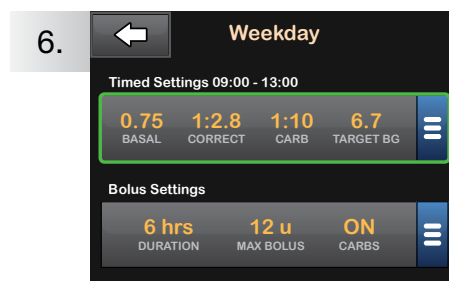
3. Tap **Personal Profiles**.



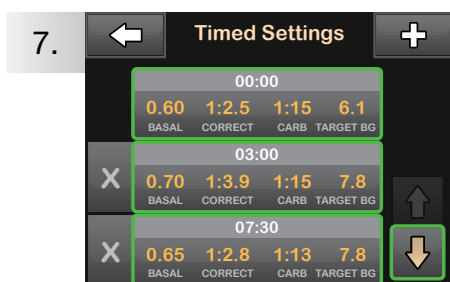
4. Tap the name of the Personal Profile to view or edit.



5. Tap **Edit** to edit or view your settings.



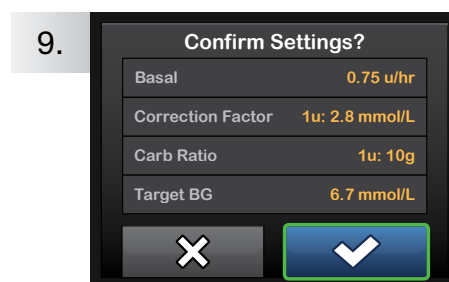
6. Tap your current settings to see the other segments of your day.



7. Tap the time segment you wish to edit.
If not all segments are visible, tap the **Down Arrow**.



8. Tap **Basal**, **Correction Factor**, **Carb Ratio**, or **Target BG** to make changes, then tap **Done**.
When you are finished, tap **Save**.



9. Confirm settings. Recent changes appear in orange.
Tap **Save** to confirm.



TANDEM™
DIABETES CARE

(833) 509-3598
tandemdiabetes.ca



t:simulator™ App
A demo as simple as our pumps!



FOR USE IN
CANADA ONLY

